

West Seneca Central School District

2024-2025 Budget Development

April 2024



2024-2025 Budget Development Process

- Initial Items:

- Budget Calendar for 2025 was approved

- Key Milestones in Budget Development Process:

- Distribution of per student allocations to buildings – December
- Meetings with Department Heads – December and January
- Initial State Aid Revenue outlined by Governor – January
- Tax Cap calculation, discussion, submission – February
- First Draft – March
- Second Draft – April (1st Meeting)**
- Adoption – April (2nd Meeting)
- Budget Hearing and Vote – May

2024-2025 District Budget Goals

- Provide a staffing plan, supplemented by support services, supplies and contractual appropriations focused on the Instructional Goals of the district.
- Provide facilities, transportation and technology services that are safe, well maintained and conducive to the activities of the district, supported by adequate funding for maintenance and improvement, and staffed to achieve results.
- Make budgetary decisions that are consistent with plans for long-term financial sustainability, mindful of the restrictions imposed by the Tax Levy Cap and Foundation Aid formula funding and the impact of increased regulation.
- Effectively communicate budgetary needs and decisions to the public throughout the budget process.

2024-2025 District Budget Challenges

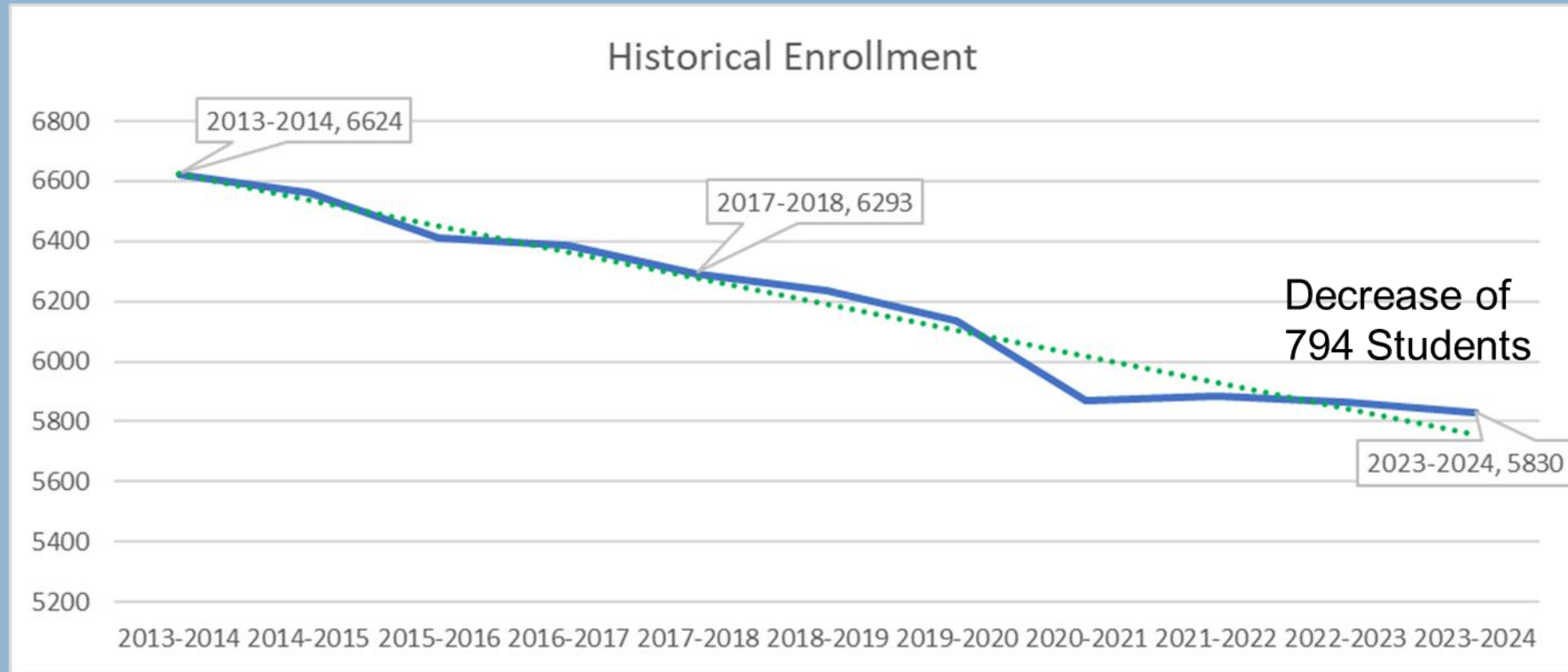
- **Expiration of Pandemic Grants (\$4.8 Million)**
- **Tax Levy Limit** – erosion of the District's buying power continues with inflation well in excess of the stated 2% tax cap, before adjustments. The 2024 revenue budget for the Tax Levy is \$68,631,182.
- **State Aid uncertainty.** The Governor made the executive budget available and as a result, the 2024 state aid revenues are currently budgeted at \$63,730,670, which includes an anticipated loss of \$646,970.

2024-2025 District Budget Challenges

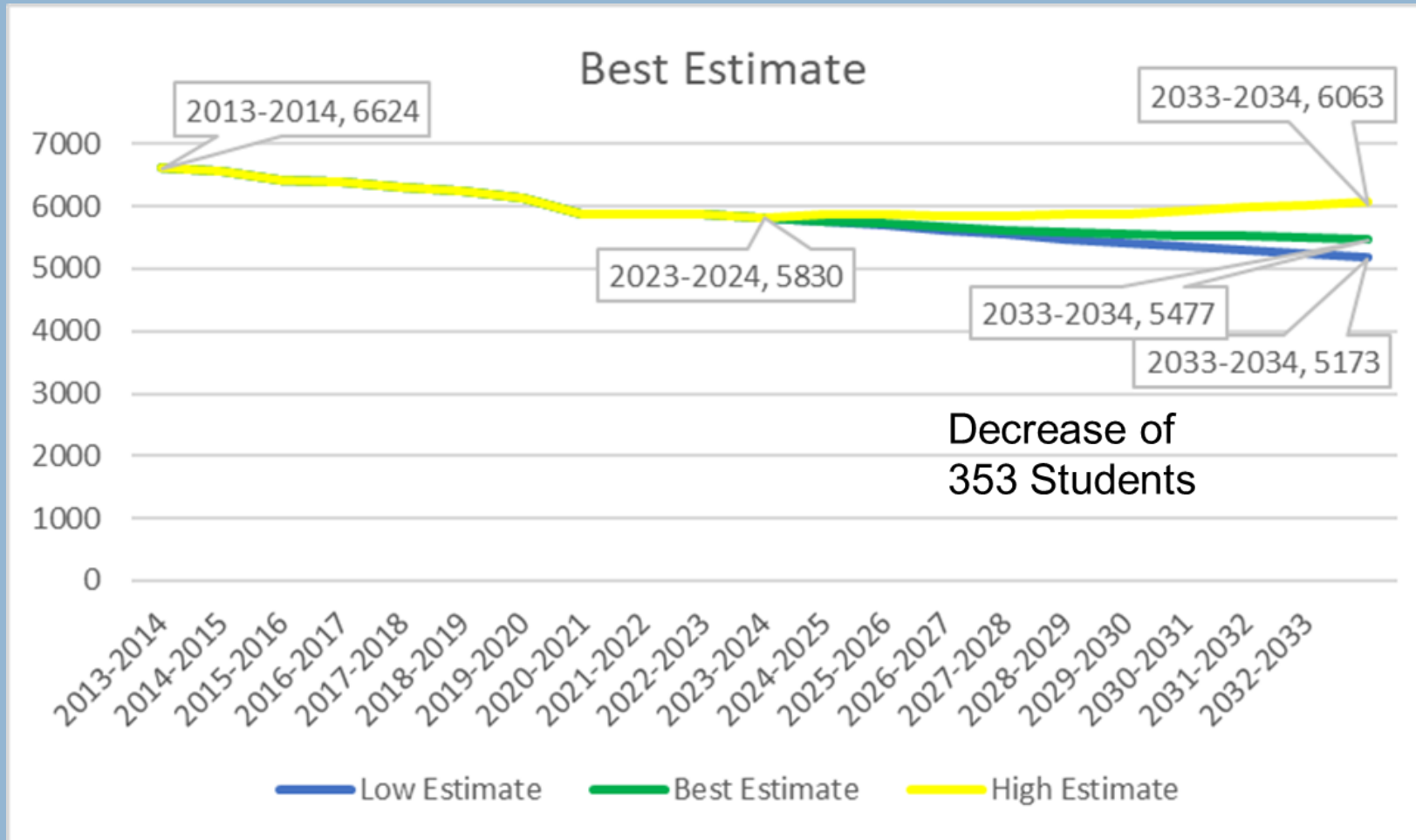
- **Contractual Obligations** – total General Fund payroll for 2024 is \$75,822,620. Note – expiring ARP payroll totals \$3,334,205.
- **Employee Benefits** – self funded employee healthcare related costs continue to exceed expectations most likely the result of pandemic related factors – a delay in seeking elective care and/or an increase in long term health factors in an aging population. 2024 self funded healthcare budget is \$6,703,000. Total Employee Benefits for 2024 equal \$32,751,461, which includes \$8,651,430 in Retirement System payments.
- **Special Education and related services appropriation growth.**

Enrollment

Enrollment:



Enrollment:



Staffing

2024-2025 Elementary Class Sizes *(If No Reductions):*

Grade	Board Class Guidelines	Est. 24-25 Enrollment	23-24 Staffing	24-25 Staffing	Class size ratios
K	20-24	426	24	24	17.75
1	20-25	426	23	23	18.52
2	21-25	420	23	23	18.26
3	25-27	427	21	21	20.33
4	26-29	411	20	20	20.55
5	26-29	428	20	20	21.40
Total		2538	131	131	19.37

Key Staffing Increases Since 2021

Area	2021	2024	Change	Percent Change	Enrollment Change
Elementary	138	167	29	21%	3%
Special Education/PPS	122	156	34	28%	9%
Literacy/Reading	20	32	12	60%	9%

CRRSA / ARP Grants

Tenure Area/Assignment	FTE	Salary	Benefits	Impact
AIS	5.30	455,306.00	159,357.10	614,663.10
Elementary	17.55	955,163.00	334,307.05	1,289,470.05
English	1.00	52,886.00	18,510.10	71,396.10
English as a Second Language	2.00	102,564.00	35,897.40	138,461.40
Remedial Reading	5.21	272,868.00	95,503.80	368,371.80
Special Education (General)	10.15	554,818.00	194,186.30	749,004.30
School Psychologist	1.00	63,153.00	22,103.55	85,256.55
School Social Worker	2.00	107,921.00	37,772.35	145,693.35
Occupational Therapist	0.84	41,528.00	14,534.80	56,062.80
Speech - Remedial	1.00	54,086.00	18,930.10	73,016.10
Tech Software Coord	-	10,200.00	3,570.00	13,770.00
Tech Integrators	3.00	297,828.00	104,239.80	402,067.80
Computer Support Assistant	6.00	300,373.00	105,130.55	405,503.55
Microcomputer Decision Support Spec	1.00	64,522.00	22,582.70	87,104.70
Community Relations Coordinator	1.00	91,800.00	32,130.00	123,930.00
	57.03	3,425,016.00	1,198,755.60	4,623,771.60

Special Education New Positions: General Fund 2024

<u>Position Name</u>	<u>Department</u>	<u>Bargaining Unit</u>	<u>FTE</u>	<u>Salary</u>	<u>Benefits</u>	<u>Total Cost</u>
Director of Special Education-Elementary (1)	SpEd/PPS	WSSAA	1	\$90,796.00	\$35,718.02	\$126,514.02
Transition Specialist	SpEd/PPS	WSTA	1	\$50,776.00	\$24,688.10	\$75,464.10
Diagnostic Team Psych (new) Elementary	SpEd/PPS	WSTA	1	\$50,776.00	\$24,688.10	\$75,464.10
Diagnostic Team Speech Path (new) Elementary	SpEd/PPS	WSTA	1	\$50,776.00	\$24,688.10	\$75,464.10
SC Social Worker-1 SC	SpEd/PPS	WSTA	1	\$50,776.00	\$24,688.10	\$75,464.10
Psych Intern (1)	SpEd/PPS	1 yr appointment	1	\$20,000.00	0	\$20,000.00
Special Education Teacher (new elementary programs) (4)	SpEd/PPS	WSTA	4	\$203,104.00	\$98,752.38	\$301,856.38
Special Education Teacher (new programs) MS (2)	SpEd/PPS	WSTA	2	\$101,552.00	\$49,376.19	\$150,928.19
Physical Therapist (replace 2 PTAs)	District	WSTA	1	\$50,776.00	\$24,688.10	\$75,464.10
Special Education Teacher Aides (new programs)	SpEd/PPS	CSEA	8	\$163,200.00	\$204,150.00	\$367,350.00
		<u>Total</u>	21	832,532.00	511,437.07	1,343,969.07

Budgeting

2024 – 2025 Budget Plan

- Payroll – Initial Projection
 - *No change in FTE's, no impact of retirements*
 - *Full incorporation of expiring ARP positions*
 - *Build in contractual increases*

Payroll		First 25	Budget 24	Change \$	Change %
Certified General Fund	no FTE change	56,019,892	54,651,967	1,367,925	2.50%
ARP Special Aid Fund	no FTE change	3,208,705	0	3,208,705	
		59,228,597	54,651,967	4,576,630	8.37%
Classified General Fund	no FTE change	22,410,761	21,170,653	1,240,108	5.86%
ARP Special Aid Fund	no FTE change	498,916	0	498,916	
		22,909,677	21,170,653	1,739,024	8.21%
Total General Fund Payroll		82,138,274	75,822,620	6,315,654	8.33%

2024 – 2025 Budget Plan



- Employee Benefits – Initial Projection
 - *No Change in FTE's*
 - *Self Funded Health Insurance up 10%*
 - *ERS up to 15.12% vs 12.98%*
 - *TRS up to 10.25% vs 9.76%*

Employee Benefits		First 25	Budget 24	Change \$	Change %
FICA	7.60%	6,092,008	5,613,067	478,941	8.53%
Health Insurance	preliminary	18,909,315	17,356,964	1,552,351	8.94%
ERS	15.12% vs 12.98%	3,430,955	3,404,262	26,693	0.78%
TRS	10.25% vs. 9.76%	5,979,706	5,247,168	732,538	13.96%
Unemployment		130,000	130,000	-	0.00%
Workers Compensation		1,000,000	1,000,000	-	0.00%
Total General Fund Benefits		35,541,984	32,751,461	2,790,523	8.52%
Total General Fund Payroll and Benefits		117,680,258	108,574,081	9,106,177	8.39%

2024 – 2025 Budget Plan

- BOCES budget development underway. Expected flat at \$12,172,649
- Debt Service budget developed through early February. 2024 = \$6,440,844. 2025 = \$8,017,190.
- Transfers still in development, includes funding moved to Special Aid and Capital Funds. Expected flat at \$390,000.
- **First Draft Budget - \$158,652,035**

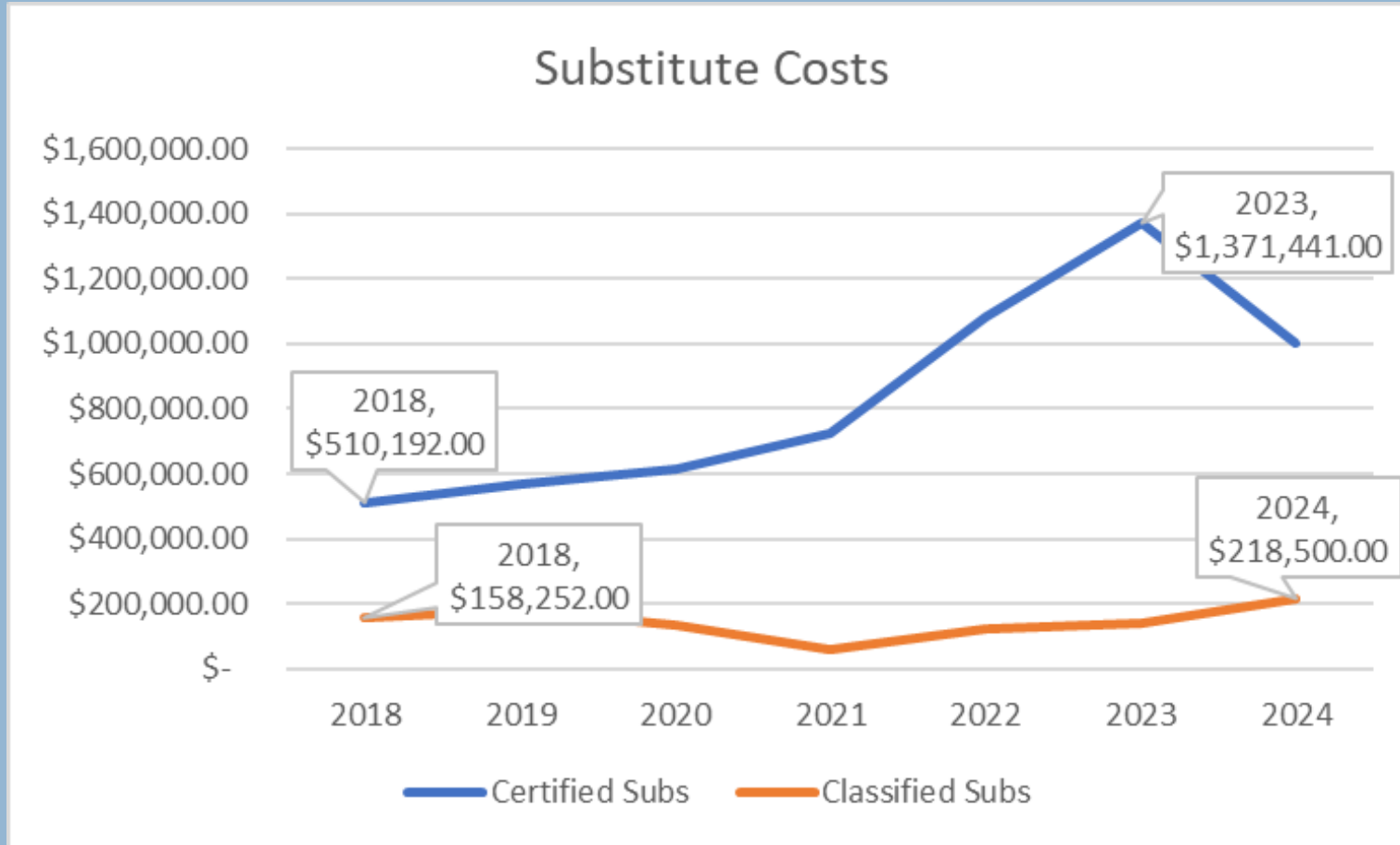
2024 – 2025 Budget Plan

	Budget Account	First 25	Budget 24	Change	Change	Expend 23	25 - 23
	200 Equipment	499,435	1,024,049	(524,614)	-51.23%	380,096	119,339
	220 State Aided Comp Equip	80,000	100,000	(20,000)	-20.00%	99,871	(19,871)
	401 Membership Dues	64,915	66,665	(1,750)	-2.63%	51,300	13,615
	403 Assessments on Property	125,000	125,000	0	0.00%	107,632	17,368
	407 Assemblies/Commencement	16,200	15,200	1,000	6.58%	13,513	2,687
	408 Unclassified	200,000	200,000	0	0.00%	173,199	26,801
	410 Contract Transportation	2,609,019	1,600,000	1,009,019	63.06%	1,698,262	910,757
	411 Prg Students Disab-Reimbu	400,000	400,000	0	0.00%	626,894	(226,894)
	420 Unallocated Insurance	540,000	540,000	0	0.00%	523,661	16,339
	433 Equipment Rental	60,500	73,225	(12,725)	-17.38%	89,332	(28,832)
	446 Educational Consultant	35,000	70,000	(35,000)	-50.00%	49,000	(14,000)
	448 Health Service Contracts	275,000	275,000	0	0.00%	275,308	(308)
	449 Contracted Service Contra	866,605	1,089,616	(223,011)	-20.47%	568,702	297,903
	450 Supplies & Materials	2,223,353	2,367,633	(144,280)	-6.09%	2,068,068	155,285
	451 Reference Materials	10,587	10,543	44	0.42%	4,956	5,631
	452 Postage	95,152	96,277	(1,125)	-1.17%	53,829	41,323
	454 Fuel Heating/Gasoline	994,100	974,300	19,800	2.03%	777,628	216,472
	455 Water	114,500	114,500	0	0.00%	104,046	10,454
	458 Library Books	23,796	23,712	84	0.35%	23,845	(49)
	459 Work/Textbooks non Regent	1,500	1,500	0	0.00%	1,295	205
	460 Library Loan Program	219,849	130,568	89,281	68.38%	150,989	68,860
	465 Repair of Equipment	232,055	392,525	(160,470)	-40.88%	158,069	73,986
	466 Building Repair	330,000	330,000	0	0.00%	402,514	(72,514)
	467 Building Equipment Repair	87,500	87,500	0	0.00%	107,552	(20,052)
	469 Contractual Expense	1,388,750	1,377,750	11,000	0.80%	1,157,028	231,722
	471 Tuition	6,493,390	4,947,400	1,545,990	31.25%	3,798,926	2,694,464
	472 Advertising	2,100	2,100	0	0.00%	2,461	(361)
	473 Payment to Charter School	1,525,000	1,425,000	100,000	7.02%	1,307,727	217,273
	474 Field Trips	53,541	53,340	201	0.38%	45,355	8,186
	475 Travel	287,712	317,501	(29,789)	-9.38%	193,577	94,135
	476 Travel, In-district	2,500	2,500	0	0.00%	1,377	1,123
	477 Electric	642,200	642,200	0	0.00%	580,224	61,976
	478 Telephone	85,000	85,000	0	0.00%	68,864	16,136
	479 Other Expense	824,391	845,066	(20,675)	-2.45%	563,752	260,639
	480 Textbook/Workbook K-6 NYS	418,208	418,208	0	0.00%	401,134	17,074
	482 Freight/Shipping Charges	15,000	15,000	0	0.00%	16,951	(1,951)
		21,841,858	20,238,878	1,602,980	7.92%	16,646,937	5,194,921

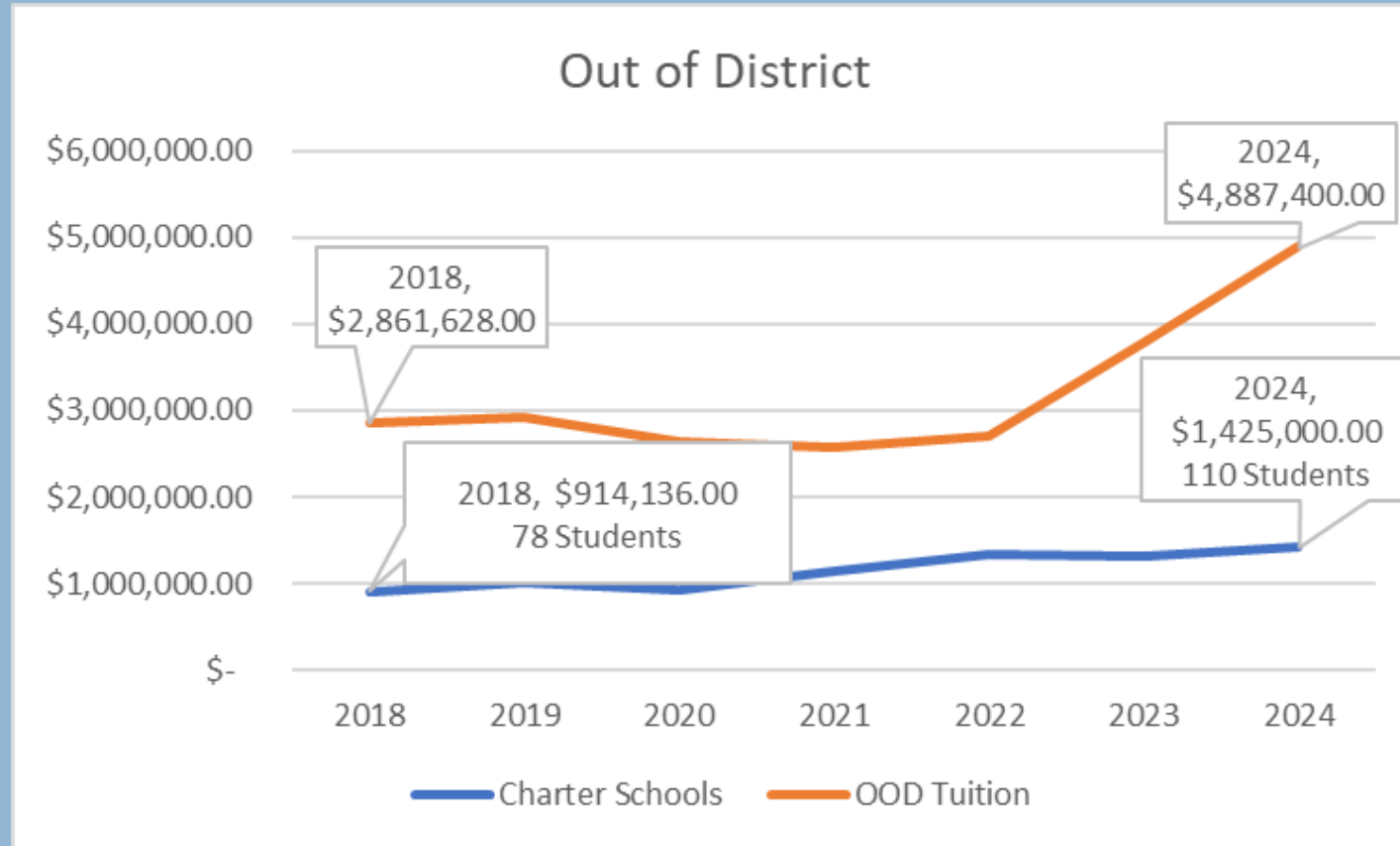
Highlights – Identified for significant increases.

Overall – Reductions total **\$1,173,439** offset by increases primarily on the Tuition and Transportation line.

2024 – 2025 Budget Plan



2024 – 2025 Budget Plan



2024 – 2025 Revenue Budget Plan

School Aid – The Big Picture

State Budget proposes an \$824 million (2.4%) increase in total School Aid:

- **\$507 million (2.1%) increase in Foundation Aid**
- **\$318 million (3.2%) increase in expense-based and other aids**
- **Foundation Aid is reduced by \$420 million below what current law formulas would generate (a 3.9% increase).**
- **Half of the New York State's school districts would experience year-over-year cuts in Foundation Aid.**
- **Other aids are funded in accordance with current law**

2024 – 2025 Revenue Budget Plan

Proposed Foundation Aid Changes

Apply a lower inflation adjustment:

- **Current law calls for the per pupil “Foundation Amount” to be increased by 4.1% based on average monthly change in the Consumer Price Index over the last calendar year.**
- **The budget would substitute an adjustment based on the average annual change in the CPI over the last 10 years, excluding the highest and lowest years—lowers adjustment to 2.4%.**

2024 – 2025 Revenue Budget Plan

2024 Current Estimates

VS

2025 Executive Proposal

- Subject to Legislative Approval with an April 1, 2024 Deadline

- Expense Driven Aids

-Will be adjusted based on actual spending

-Building Aid will be higher – projects completed:

 -Middle Schools [reported 12/31/23]

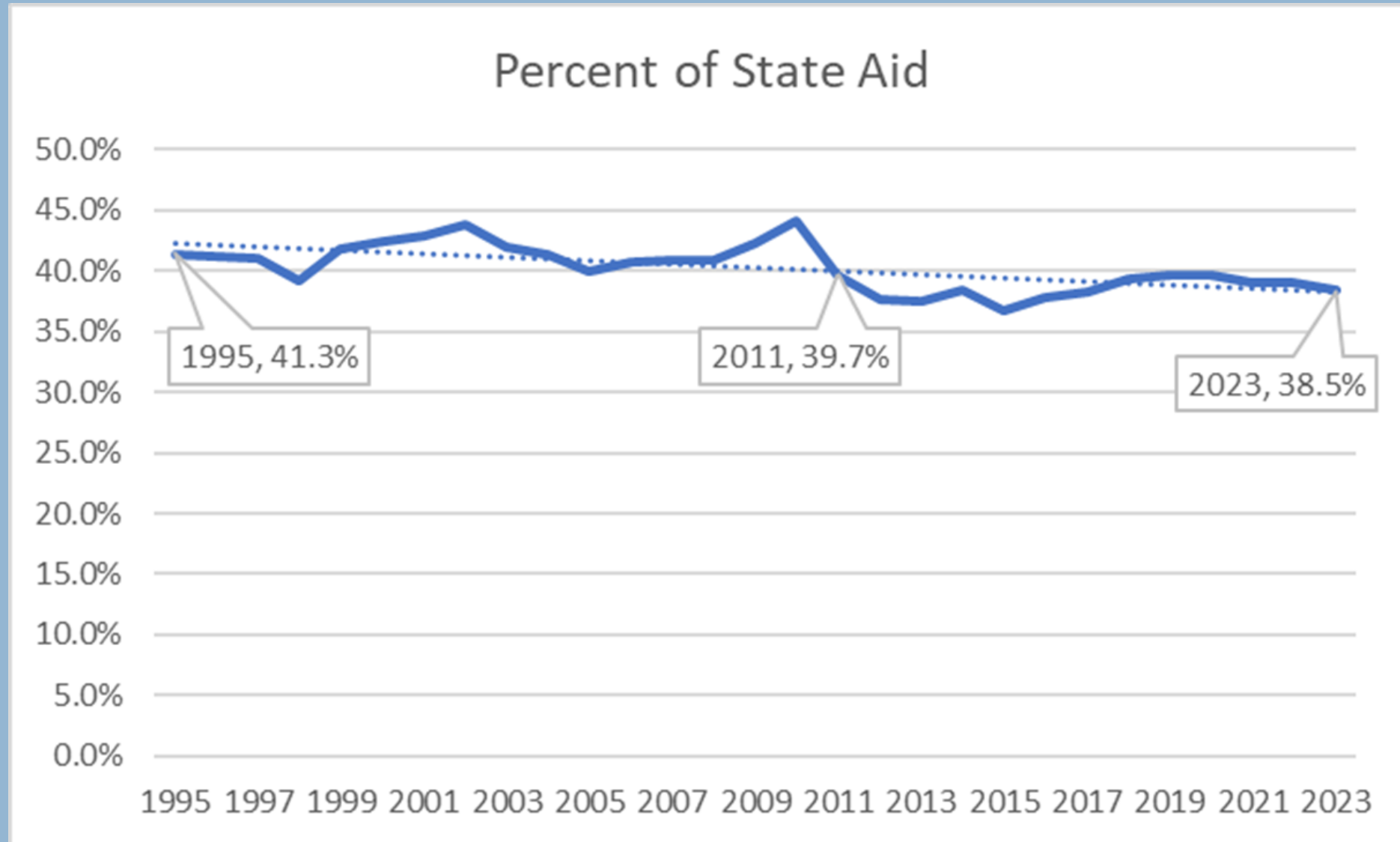
-High Schools [est. reported 12/31/24]

-Elementary Schools [est. reported 12/31/24]

-Building Aid supports Debt Service

	Actual	Gov/Jan
	Gen Aid Run	Gov Proposal
State Aid	Feb-24	2025
Foundation Aid	\$ 46,160,005	\$ 47,537,293
		\$ 1,377,288
		2.98%
Expense Driven:		
Boces	\$ 5,197,335	\$ 4,880,713
High/Private Cost	\$ 3,170,976	\$ 3,510,072
Building	\$ 4,365,072	\$ 3,104,254
CMA Adjusted		\$ 1,064,000
Transportation	\$ 5,959,846	\$ 5,602,105
Instructional Materials	\$ 642,394	\$ 639,824
	\$ 19,335,623	\$ 18,800,968
		\$ (534,655)
Total - General Fund	\$ 65,495,628	\$ 66,338,261
		\$ 842,633
		1.29%

2024 – 2025 Revenue Budget Plan



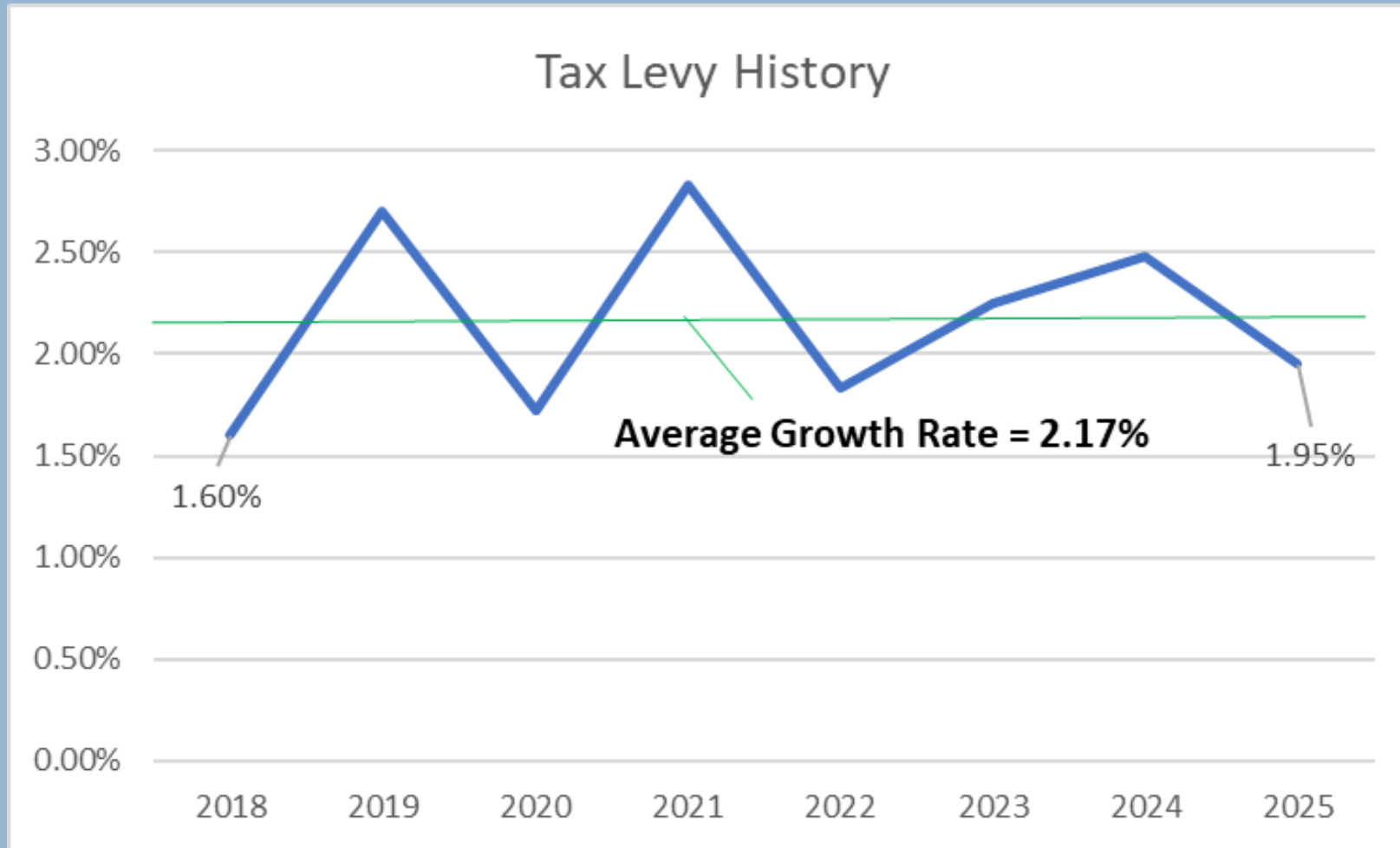
2024 – 2025 Revenue Budget Plan

- 2025 Tax Cap Calculation – filed with OSC.

TAX LEVY LIMIT, BEFORE ADJUSTMENTS		Calculations
Real Property Tax Levy FYE 2024	68,631,182	
Tax Base Growth Factor [OSC]	1.004	68,905,706
PILOTs Receivable FYE 2024	155,999	
Capital Tax Levy Exclusion FYE 2024	2,748,595	
		66,313,111
Allowable Levy Growth Factor [OSC]	1.0200	
		67,639,373
PILOTs Receivable FYE 2025	178,323	
Tax Levy Limit Before Adjustments/Exclusions	67,461,050	
EXCLUSIONS		
Capital Tax Levy Exclusion FYE2025	2,483,571	
ERS/TRS Exclusion	21,998	
FYE 2025 Tax Levy Limit, Adjusted for Exclusions	69,966,619	1,335,437
		1.95%

- Impact of Capital Tax Exclusion declining on timing of borrowings vs building aid, now at +1.95%, an increase of \$1,335,437. This is \$273,823 lower than initially forecast.
- 2024 Tax Levy Increase was \$1,660,299, 2.48%.

2024 – 2025 Revenue Budget Plan











Estimated Tax Rate Considering No Change to Assessments











Town	2021- 2022 Tax Rate	2022- 2023 Tax Rate	2022- 2023 Dollar Change	2023- 2024 Tax Rate	2023- 2024 Dollar Change	2024-2025 Estimated Tax Rate	2024-2025 Estimated Dollar Change	2024-2025 Estimated Percent Change
Full Value (100%)	\$15.53	\$13.91	-\$1.62	\$12.36	-\$1.56	\$12.60	\$0.24	1.95%
West Seneca (26%)	\$45.68	\$46.37	\$0.69	\$47.53	\$1.16	\$48.45	\$0.92	1.95%







Variables Impacting the Projection of the Tax Levy, Tax Rate and Tax Bill Under District Control, To Some Degree

	Tax Levy	Tax Rate	Tax Bill
Expenditures 			
Expenditures 			

Variables Impacting the Projection of the Tax Levy, Tax Rate and Tax Bill **Not Under District Control**

		Tax Levy	Tax Rate	Tax Bill
Revenues				
Revenues				

Variables Impacting the Projection of the Tax Levy, Tax Rate and Tax Bill **Not Under District Control**

	Tax Levy	Tax Rate	Tax Bill
Total Assessments 	No Impact		
Total Assessments 	No Impact		

***Estimated Changes in 2024 – 2025 Property Tax Bills**



Home Assessed Value	2023-2024 Home Assessed Value with Equalization Rate Applied	2023-2024 Tax Bill	2024-2025 Home Assessed Value with Equalization Rate Applied	2024-2025 Tax Bill	* <u>Estimated</u> Change In Property Tax Bills
\$52,000	<u>West Seneca (26%)</u> \$200,000	<u>West Seneca</u> \$2,471.24	<u>West Seneca (26%)</u> \$200,000	<u>West Seneca</u> \$2,519.32	\$48.09
\$100,000	<u>West Seneca (26%)</u> \$384,615	<u>West Seneca</u> \$4,752.38	<u>West Seneca (26%)</u> \$384,615	<u>West Seneca</u> \$4,844.85	\$92.47
\$250,000	<u>West Seneca (26%)</u> \$961,538	<u>West Seneca</u> \$11,880.94	<u>West Seneca (26%)</u> \$961,538	<u>West Seneca</u> \$12,112.12	\$231.18

2024 – 2025 Budget Plan

- Quick Look

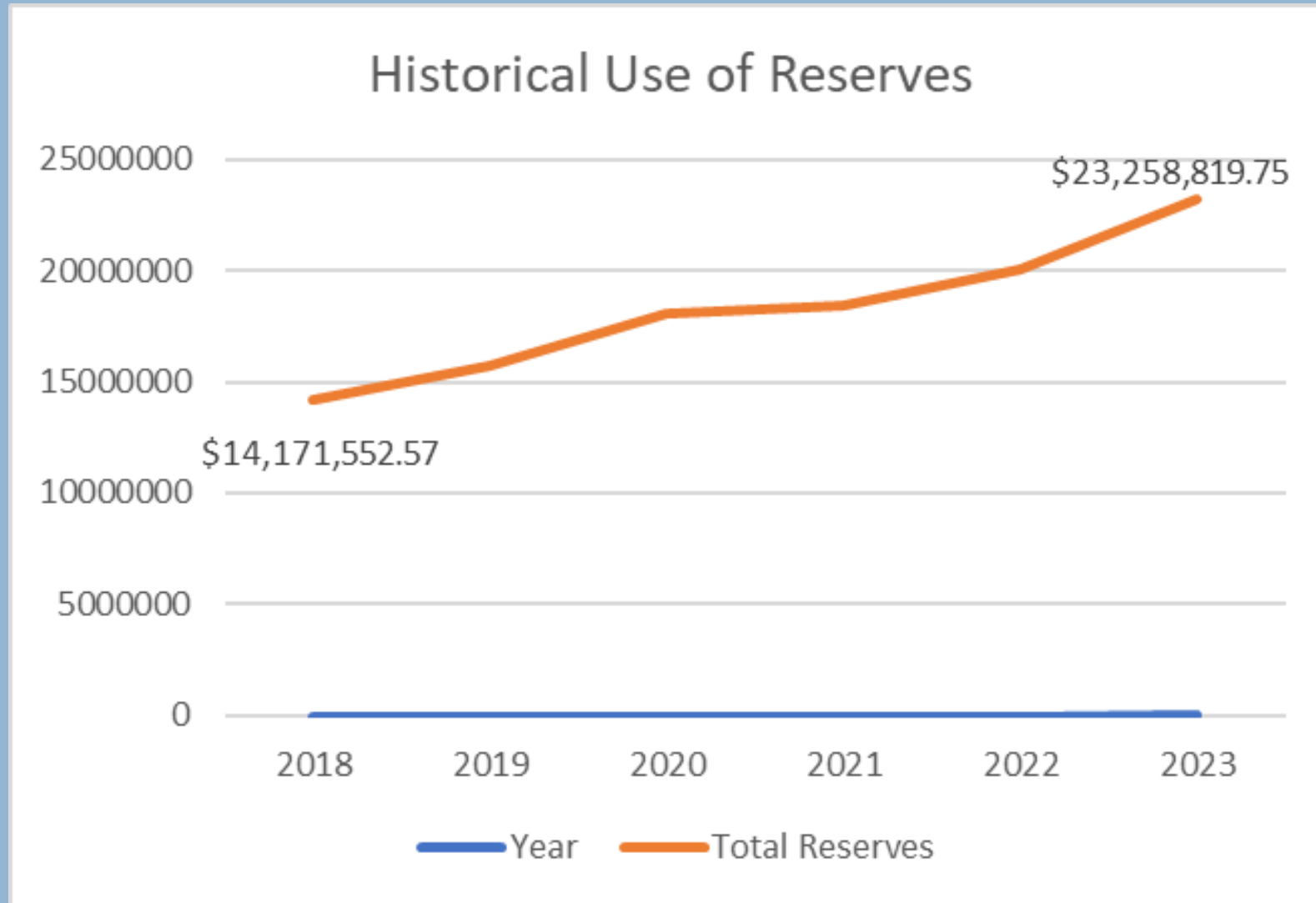


Description	2025 First	2024 Budget
Revenues ['24 plus Adjustments]	149,631,454	144,140,632
Appropriations - First	158,652,035	147,816,452
Surplus (Deficit)	(9,020,581)	(3,675,820)
Remaining (Gap) Surplus	(5,009,795)	-
Assigned Fund Balance	-	1,445,820
Appropriated Reserves	4,010,786	2,230,000
Workers Compensation	1,000,000	1,000,000
Unemployment	128,654	130,000
Employee Benefits	1,000,000	400,000
ERS/TRS [20% est payments]	1,882,132	700,000
2025 Revenue Adjustments	5,490,822	
Tax Levy	1,335,437	
Erie County Sales Tax	1,000,000	
Interest Income	600,000	
Medicaid Reimbursements	600,000	
NYS Aid	891,385	
Adjust Building Aid	1,064,000	

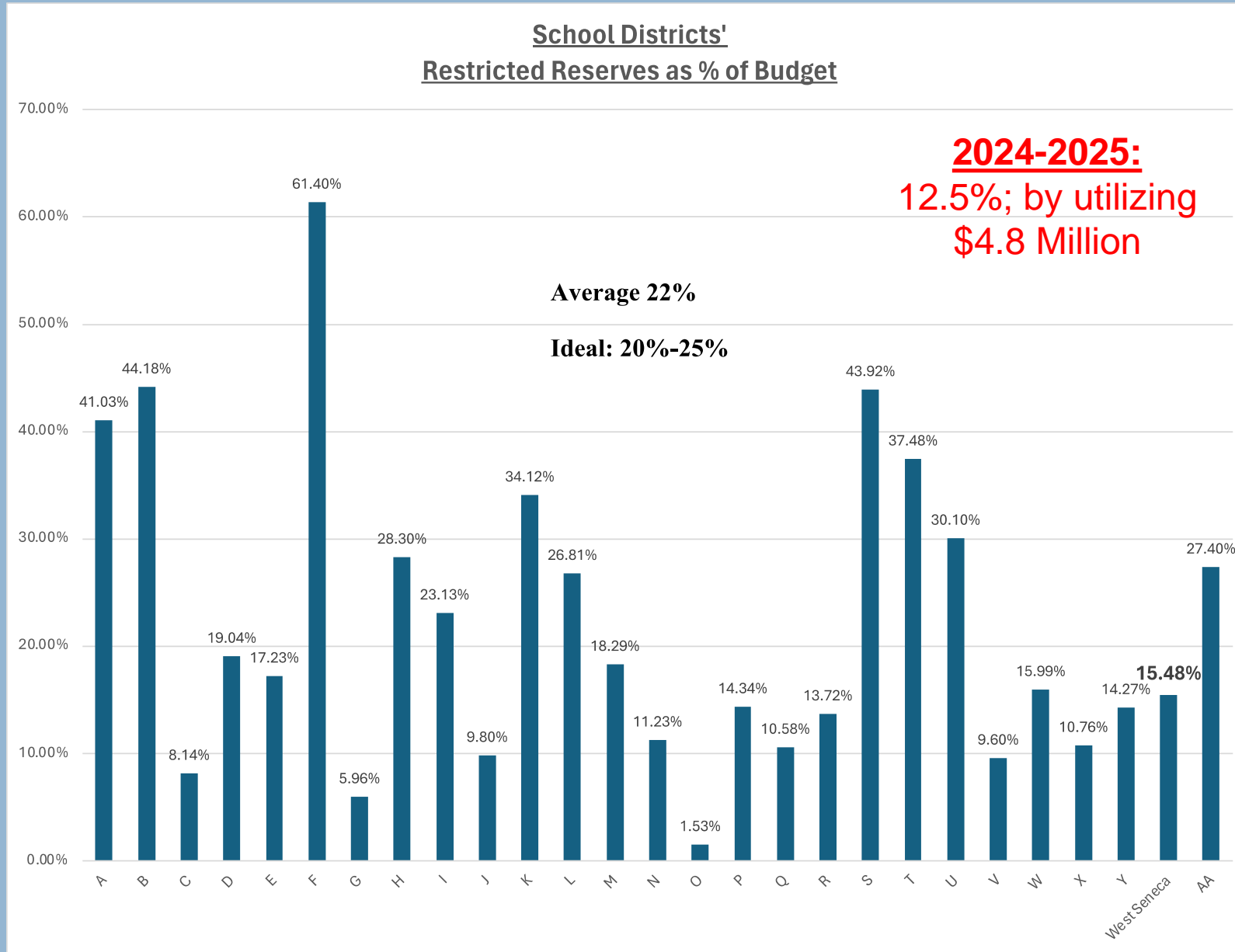
2024 – 2025 Reserve History

<u>Reserve</u>	<u>2018</u>	<u>2019</u>	<u>2020</u>	<u>2021</u>	<u>2022</u>	<u>2023</u>	<u>2024</u> <u>Appropriated</u>	<u>2025</u> <u>Proposed</u> <u>Appropriated</u>
Employee Benefit Accrued Liability Reserve	\$ 3,818,444	\$ 3,650,120	\$ 4,366,632	\$ 4,370,867	\$ 4,371,731	\$ 4,088,336	\$ 400,000	\$ 1,000,000
ERS Reserve	\$ -	\$ 1,620,000	\$ 1,849,312	\$ 1,850,768	\$ 1,999,160	\$ 2,120,888	\$ 200,000	\$ -
TRS Reserve	\$ -	\$ 930,000	\$ 1,944,609	\$ 1,946,065	\$ 2,946,440	\$ 4,092,234	\$ 500,000	\$ 1,882,132
Tax Certiorari Reserve	\$ 587,585	\$ 660,796	\$ 549,808	\$ 487,161	\$ 487,258	\$ 487,258	\$ -	\$ -
Unemployment Reserve	\$ 848,250	\$ 848,250	\$ 1,771,251	\$ 971,251	\$ 971,251	\$ 971,251	\$ 130,000	\$ 128,654
Workers' Comp Reserve	\$ 5,514,367	\$ 5,616,550	\$ 5,764,796	\$ 5,674,552	\$ 4,692,521	\$ 4,778,891	\$ 1,000,000	\$ 1,000,000
Capital Improvement Reserve	\$ -	\$ -	\$ -	\$ 584,463	\$ 2,584,568	\$ 4,657,517	\$ -	\$ -
Bus Reserve	\$ 3,402,907	\$ 2,431,664	\$ 1,821,293	\$ 2,554,142	\$ 2,007,611	\$ 2,059,819	\$ 983,000	Developing
Debt Reserve	\$ -	\$ -	\$ 2,625	\$ 2,625	\$ 2,625	\$ 2,625	\$ -	\$ -
Grand Total	\$ 14,171,553	\$ 15,757,380	\$ 18,070,326	\$ 18,441,894	\$ 20,063,165	\$ 23,258,819	\$ 3,213,000	\$ 4,010,786

Reserve History



Reserve Comparison (2022)



Initial Budget Gap

Draft Budget	Draft Revenues	Budget Shortfall
\$158,652,032	\$153,642,240	\$5,009,792

- Three Control Levers to Fill the Gap:
 - Use of Reserves
 - Tax Levy
 - Additional Reductions to Expenditures

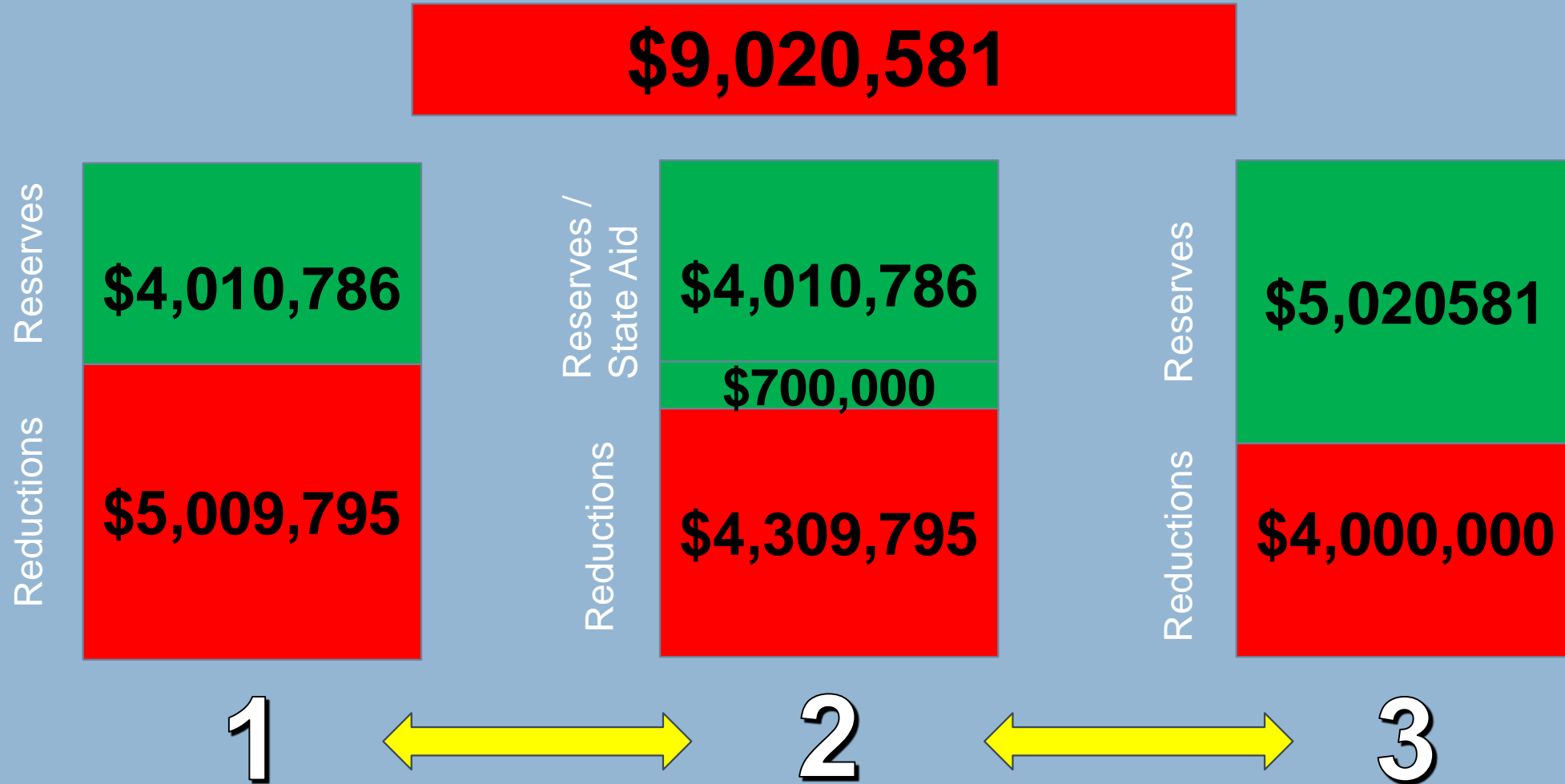
Rationale for Reductions:

1. Protect Programming for Students
2. Protect Reasonable Class Size and at the same time adhere to Board of Education Guidelines
3. Maximize District Resources and Efficiencies
4. Review and Evaluate Needs versus Wants
5. Review and Evaluate Budgeting and Spending 3 Year Trends

To Fill The Gap...

1. Identify the amount of proposed and final state aid, along with the responsible utilization of reserves.
2. Then, if needed, reduce the amount of any new budget requests, in a reverse prioritized order.
3. Then, if needed, implement further budget reductions within the current budget in a prioritized order.
4. Or, if needed, reduce a combination of both lists.

Reduction of Budget Expenditures / Changes in Revenue Possible Options



Initial Reductions / Changes in Revenue/Reserves

Area	F.T.E.	Cut Amount	Additional Revenue	Notes
Equipment, Consultant, Contracted Services, Supplies, Materials and Travel	N/A	\$1,173,439		Initial Reductions from First DRAFT, but absorbed due to \$1,104,990 increase in Out of District Tuition costs
Various Salary and Benefit Reductions and Retirement Breakage Across All Areas	47.5	\$4,486,193		Protecting Reasonable Class Sizes and at the same time adhering to the Board of Education Guidelines, Maximizing District Resources and Efficiencies, Utilizing reduction of positions through attrition and realigning roles and responsibilities in a more effective and efficient manner.
<u>Need</u> for Additional Revenue (Reserves/State Aid)			\$528,316	Potential Increase of Foundation Aid and/or Increase in use of Reserves
COMBINED TOTAL:		\$5,009,792		

Updated Appropriation Adjustments/ Changes in Revenue/Reserves April, 2024

Area	F.T.E.	Increase	Additional Revenue	Notes
Contracted Services – Transportation	N/A	\$1,009,019		Transportation Bids were received March 28, 2024 , replacing a five year contract that expires June 30, 2024. 28 Buses included. Generates 70% NYS Transportation Aid in 2026.
Special Education – Out of District Tuition	N/A	\$441,000		Estimates adjusted after consultation with Special Education leadership and review of tuition increases for current placements.
Employee Benefits - Healthcare	N/A	\$400,000		Final Actuarial Report due in April. Estimate increased based on claim experience.
<u>Need</u> for Additional Revenue/Reserves			\$1,850,019	Increase in use of Reserves – Assigned + \$1,020,028 to \$1,548,344 Retirement + \$829,991 to \$2,712,123
Total		\$1,850,019		

2024 – 2025 Budget Plan

Payroll		First 25	Budget 24	Change \$	Change %
Certified General Fund	no FTE change	56,019,892	54,651,967	1,367,925	2.50%
ARP Special Aid Fund	no FTE change	3,208,705	0	3,208,705	
Reductions	(30.50)	(2,169,825)		(2,169,825)	
		57,058,772	54,651,967	2,406,805	4.40%
Classified General Fund	no FTE change	22,410,761	21,170,653	1,240,108	5.86%
ARP Special Aid Fund	no FTE change	498,916	0	498,916	
Reductions	(17.00)	(1,032,790)		(1,032,790)	
		21,876,887	21,170,653	706,234	3.34%
Total General Fund Payroll		78,935,659	75,822,620	3,113,039	4.11%
Employee Benefits		First 25	Budget 24	Change \$	Change %
FICA	7.60%	5,851,215	5,613,067	238,148	4.24%
Health Insurance	April	18,641,493	17,356,964	1,284,529	7.40%
ERS	15.12% vs 12.98%	3,283,113	3,404,262	(121,149)	-3.56%
TRS	10.25% vs. 9.76%	5,757,299	5,247,168	510,131	9.72%
Unemployment		130,000	130,000	-	0.00%
Workers Compensation		1,000,000	1,000,000	-	0.00%
Total General Fund Benefits		34,663,120	32,751,461	1,911,659	5.84%
Total General Fund Payroll and Benefits		113,598,779	108,574,081	5,024,698	4.63%

Final Budget Gap

Draft Budget	Draft Revenues	Budget Shortfall
\$156,020,575	\$156,020,575	\$0.00

- Three Control Levers to Fill the Gap:
 - Use of Reserves/Additional State Aid: **\$6,389,121**
 - Tax Levy: **\$1,335,437**
 - Additional Reductions to Expenditures: **\$4,486,193.05**

Bus Reserve

- On May, 2002 voters approved the establishment of a Vehicle Purchase Reserve Fund and again on May, 2011 and May, 2021 the voters re-established this fund.
- Excess funds have been placed in this reserve for future purchases of school buses and equipment.
- This reserve fund allows the District to make bus or equipment purchases that do not affect the amount of the current budget proposal or the tax levy.
- The District also receives State Aid for bus purchases in the subsequent years. This aid continues to support the bus replacement program.

Bus Purchasing

Proposition – 2 - \$759,892

- \$429,051 for four 30 student capacity buses
- \$330,841 for two 65 student capacity buses

Years	Purchase	Aid	% Aid
2019-20	\$ 631,858	\$ 442,308	70.00%
2020-21	\$ 656,800	\$ 470,441	71.63%
2021-22	\$ 546,983	\$ 476,558	87.12%
2022-23	\$ 597,109	\$ 474,609	79.48%
2023-24	\$ 883,101	\$ 435,465	49.31%
TOTAL	\$ 3,315,851	\$ 2,299,381	69.35%

Capital Outlay \$100,000 Projects

In order to continue to address issues outlined in the Building Conditions Survey, in a responsible and sustained manner over a period of time, the District continues to utilize the benefit of the \$100,000 Capital Outlay Project Program, which began with the 2016-2017 budget year.

A \$100,000 Capital Outlay Project is an opportunity to institute Capital improvement projects that cost no more than \$100,000 and are preferably covered under one trade (i.e. Architectural, Mechanical, Electrical, Plumbing or Civil). A district must show this expenditure in its annual budget plan and will then receive aid in the following aid year. A district may receive aid for a maximum of one such project in an aid year.

As the district completes these projects on an annual basis, the aid begins to cover 80% of each project.

Capital Outlay \$100,000 Projects

Year	Cost	Aid	Total Cost
1	\$100,000	\$0.00	\$100,000
2	\$100,000	\$80,000	\$20,000
3	\$100,000	\$80,000	\$20,000
4	\$100,000	\$80,000	\$20,000
5	\$100,000	\$80,000	\$20,000
6	\$100,000	\$80,000	\$20,000
7	\$100,000	\$80,000	\$20,000
8	\$100,000	\$80,000	\$20,000
9	\$100,000	\$80,000	\$20,000
10	\$100,000	\$80,000	\$20,000
Total	\$1,000,000	\$720,000	\$280,000

Capital Outlay \$100,000 Projects

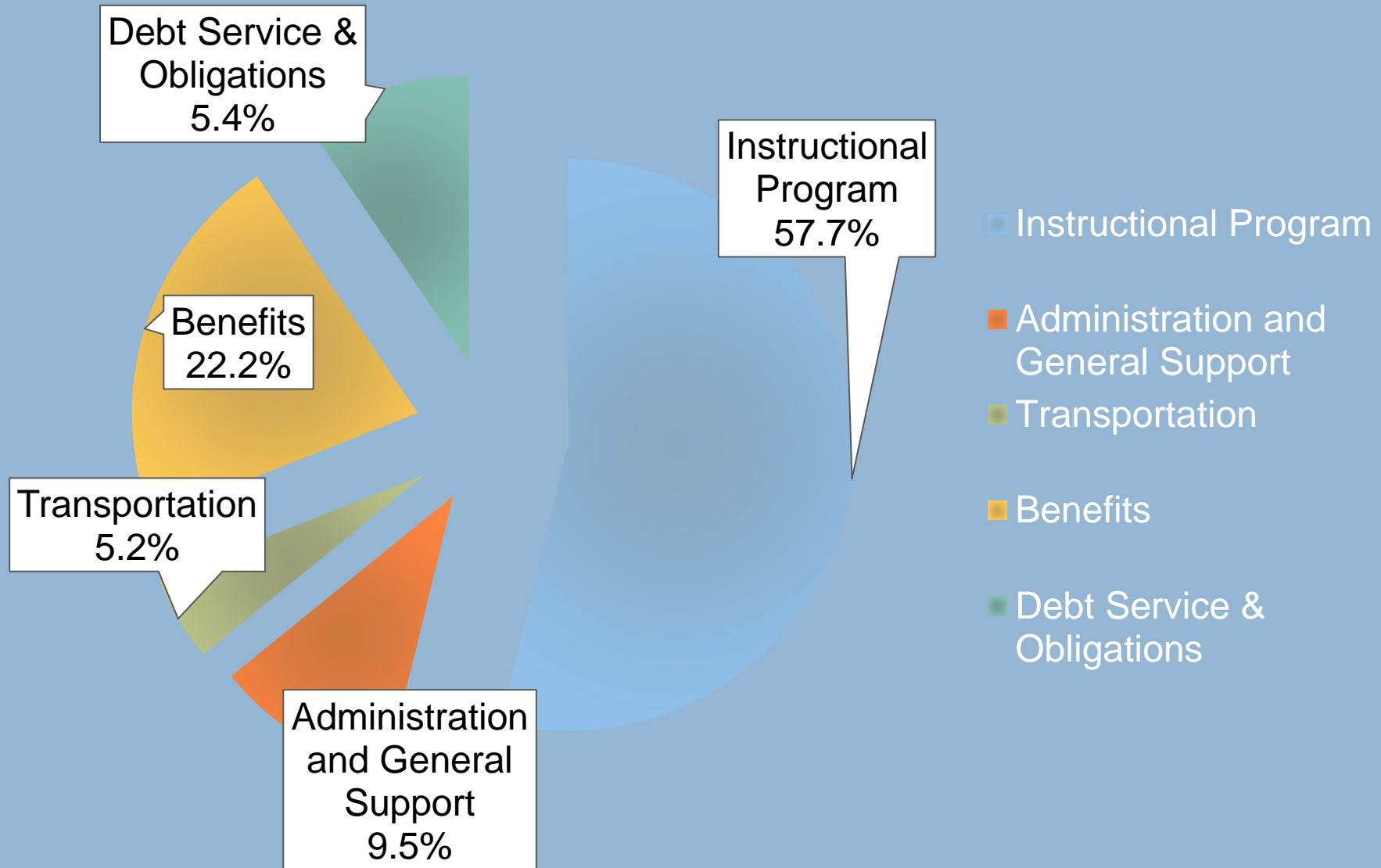
Capital Outlay work being anticipated within the 2024-2025 Budget Plan will include, but not necessarily be limited to modest upgrades and improvements to:

Complete the West Elementary Auxiliary Gymnasium upgrades, including the completion of ceiling, lighting and acoustics in this space.

Expenditures

<u>Area</u>	<u>2023-2024 Actual</u>	<u>2024-2025 Proposed</u>	<u>Difference</u>
Administration & General Support	\$15,639,323	\$14,795,887	-\$843,436
Instructional	\$85,808,184	\$90,028,315	\$4,220,131
Transportation	\$6,786,640	\$8,126,063	\$1,339,423
Benefits	\$32,751,461	\$34,663,120	\$1,911,659
Debt Service	\$6,830,844	\$8,407,190	\$1,576,346
Total General Fund Budget	\$147,816,452	\$156,020,575	\$8,204,123
Vehicle Reserve Purchases	\$983,000	\$759,892	-\$223,108
Total General Fund Budget with Vehicles	\$148,799,452	\$156,780,467	\$7,981,015

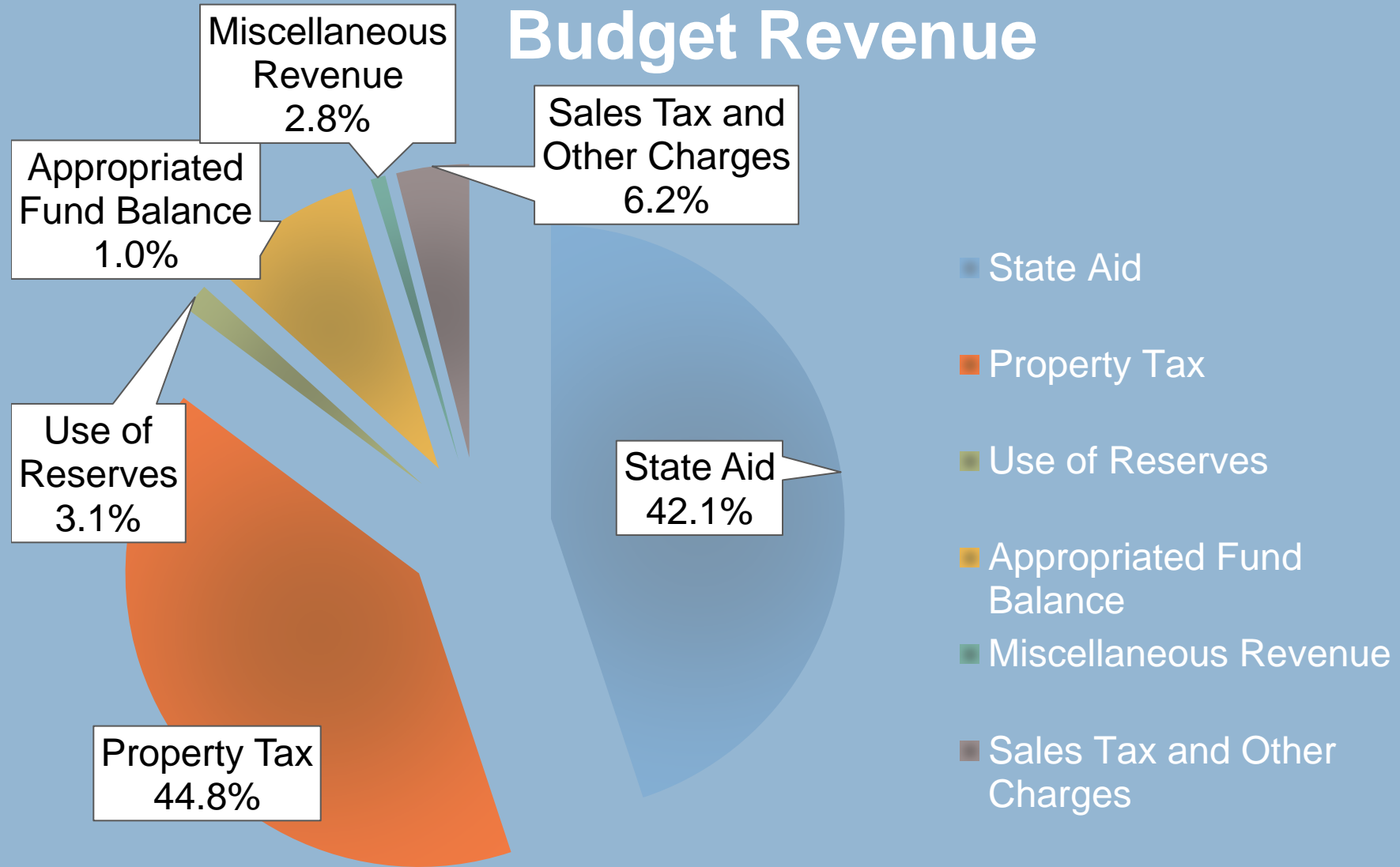
Budget Expenditures



Revenues

<u>Area</u>	<u>2023-2024 Actual</u>	<u>2024-2025 Proposed</u>	<u>Difference</u>
State Aid	\$63,370,670	\$65,686,055	\$1,955,385
Sales Tax & Other Charges	\$8,659,999	\$9,659,999	\$1,000,000
Appropriated Fund Balance	\$1,445,820	\$1,548,344	\$102,524
Use of Reserves	\$2,230,000	\$4,840,777	\$2,610,777
Miscellaneous Revenue	\$3,118,781	\$4,318,781	\$1,200,000
Tax Levy	\$68,631,182	\$69,966,619	\$1,335,437
Total General Fund Budget	\$147,816,452	\$156,020,575	\$8,204,123

Budget Revenue



Three Part Budget

<u>Area</u>	<u>2023-2024</u>	<u>2024-2025</u>	<u>Percentage</u>
Administration	\$16,760,297	\$16,607,830	-0.91%
Program	\$112,116,252	\$119,323,905	6.43%
Capital	\$18,939,903	\$20,088,840	6.07%
Total Budget	\$147,816,452	\$156,020,575	5.55%
Budget Dollar Change		\$8,204,123	

Propositions

1.) BUDGET

Proposed Budget	\$156,020,575
Budget to Budget Percent Change	5.55%
Budget to Budget Dollar Change	\$8,204,123
Tax Levy	\$69,966,619
Tax Levy Increase	\$1,335,437
Tax Levy Percent Increase	1.95%

2.) VEHICLES

Vehicle Purchase from Reserve Fund	\$759,892
30-Passenger Bus	4
65-Passenger Bus	2



Contingency Budget

(Excluding Vehicles)

Current Proposed Budget <i>Tax Levy 1.95%</i>	Contingency Cap Budget <i>Tax Levy 0.00%</i>
\$156,020,575	\$154,685,138
5.55%	4.65%
\$69,966,619	\$68,631,182
	<i>Additional Staff Reductions: -\$756,002, including Administration and Programming</i>
	<i>Training, Travel, Equipment (except State Aided Hardware & safety equipment): -\$479,435</i>
	<i>Additional reductions from budget requests (Capital Outlay): -\$100,000</i>
Total Reduction:	-\$1,335,437
<i>Under a Contingency Budget there would be no community use of our facilities without full reimbursement of expenses.</i>	

2024 – 2025 Budget Plan

Next Steps

- **Finalize Expenditure Reductions**
- **Finalize Revenue Outlook**
 - **NYS Aid projections and further legislative negotiations.**
 - **Finalize Reserve accounts.**
- **Develop Proposal for Gap Elimination**
 - **Reserve Usage**
 - **Expenditure Reductions**

Budget Vote Date

Annual School Budget

Vote Day Is:

Tuesday, May 21, 2024 7am – 9pm

In the East Senior High School Gymnasium

Board of Education

There are three Board of Education seats up for election, two for three-year terms and one for a two-year term:

1a. 1st / 2nd Highest Votes

2a. 1st / 2nd Highest Votes

3a. 3rd Highest Votes



Voter Eligibility

You must be a citizen of the United States.

You must be 18 years of age.

You must be a resident of the school district for a period of 30 days immediately prior to the vote.

Next Steps

May:

- Public Hearing: Tuesday, May 7, 2024 at 6:00pm
- Budget Vote: Tuesday, May 21, 2024 from 7:00am to 9:00pm in the **East Senior High School Gymnasium**

QUESTIONS

